



Welcome Parents

Family Data/Parent Conference Night

March 11th

3:30pm



GMS Reminders

- Dress Code
- Spring Break March 29th – April 2nd
- PTSA Apparel Purchases
- Progress Reports Available 3/17
- In-Person Instruction
- Student Shot Records
- ****NEW**** Wednesday Make-Up Day starts 3/17



iReady Diagnostic Data



What is iReady Diagnostic?

- **iReady Diagnostic** is an adaptive assessment designed to provide educators with actionable insight into student individual needs. It offers a complete picture of student performance and growth.

When was it given?

- Jan.11th-Jan.29th



Reading Diagnostic Results

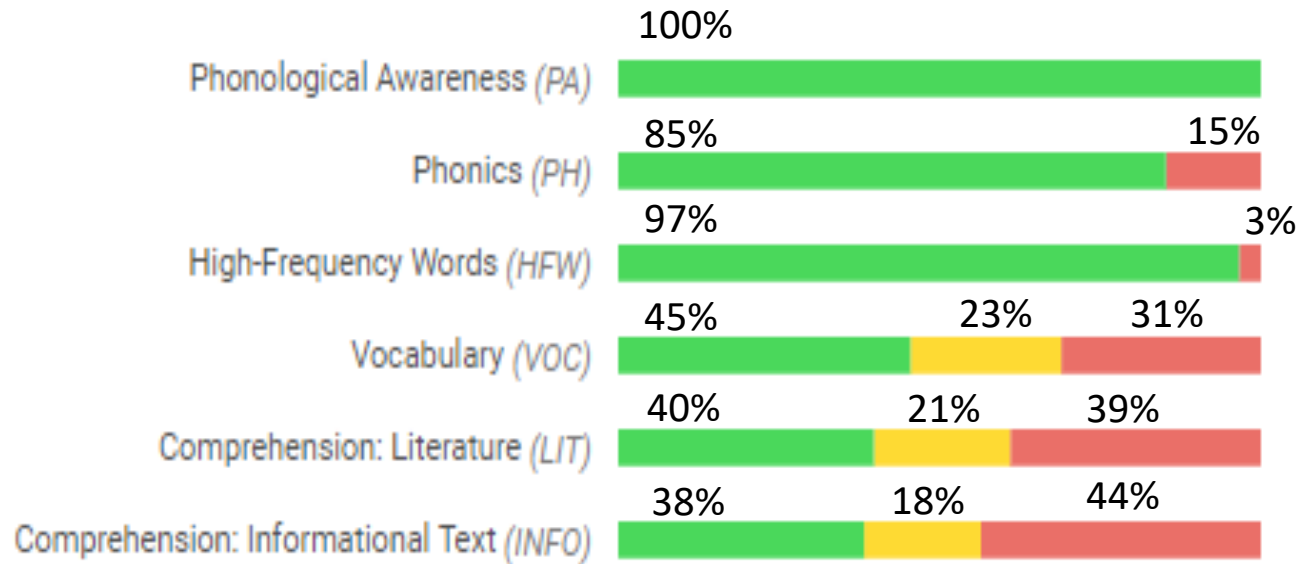
Results – Grade 6 Reading






Students Assessed/Total: 264/269

Overall Placement 

Placement By Domain



-  At Risk for Tier 3
37%
-  Tier 2
22%
-  Tier 1
41%

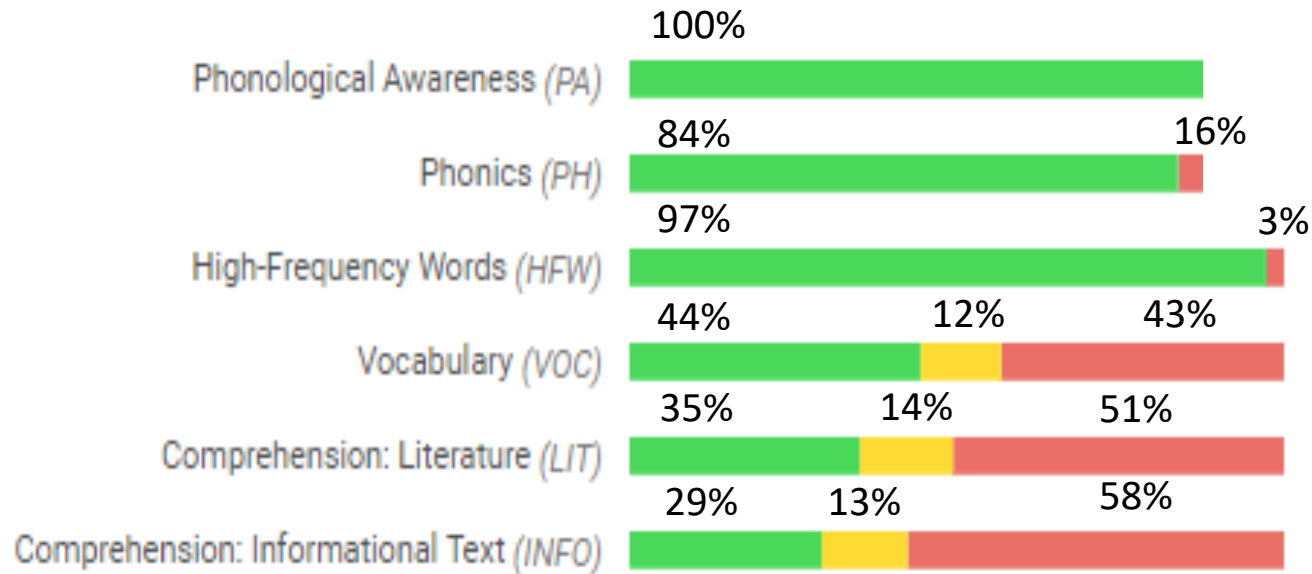
Results – Grade 7 Reading






Students Assessed/Total: 259/279

Overall Placement 

Placement By Domain



-  At Risk for Tier 3
49%
-  Tier 2
13%
-  Tier 1
37%

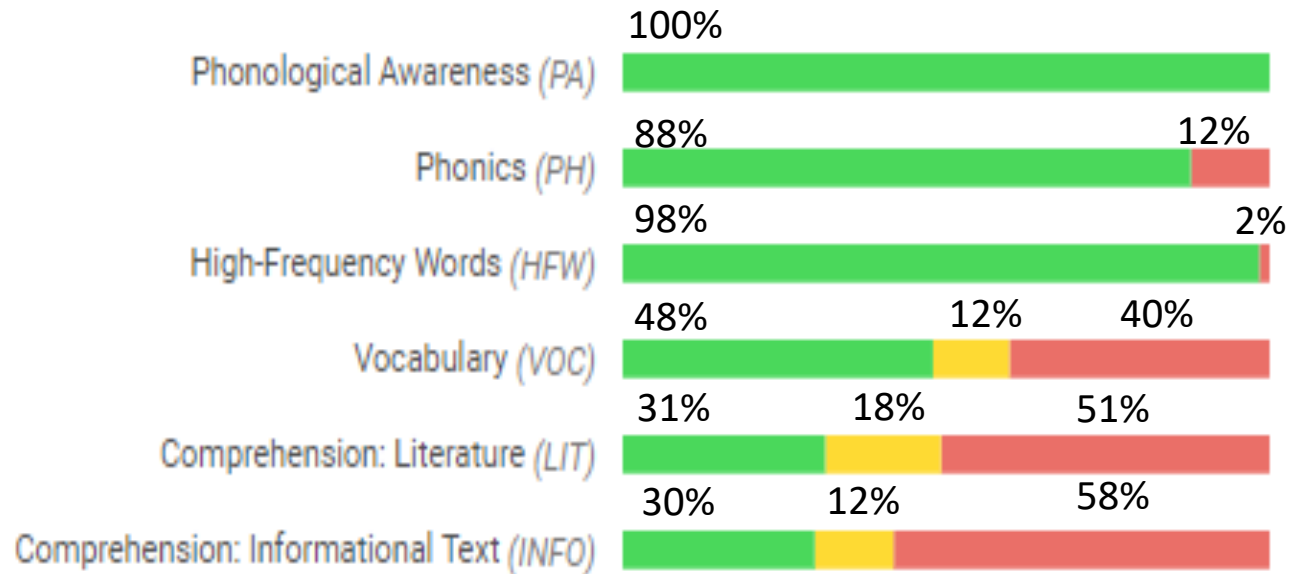
Results – Grade 8 Reading






Students Assessed/Total: 246/255

Overall Placement 

Placement By Domain



-  At Risk for Tier 3
48%
-  Tier 2
13%
-  Tier 1
39%

Schoolwide Results - Reading



Students Assessed/Total: 769/803


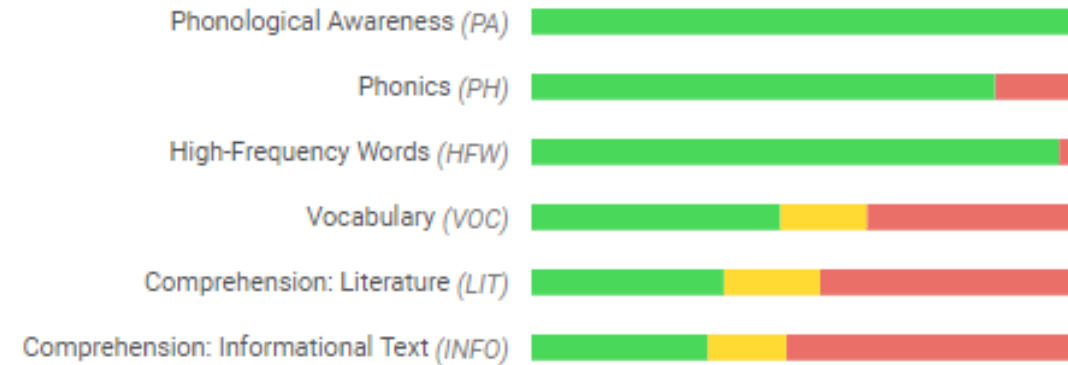
Overall Placement

Placement By Domain

READING



- **At Risk for Tier 3**
45%
- **Tier 2**
16%
- **Tier 1**
39%



- Mid or Above Grade Level
188 Students
- Early On Grade Level
114 Students
- One Grade Level Below
124 Students
- Two Grade Levels Below
56 Students
- Three or More Grade Levels Below
287 Students



Math Diagnostic Results

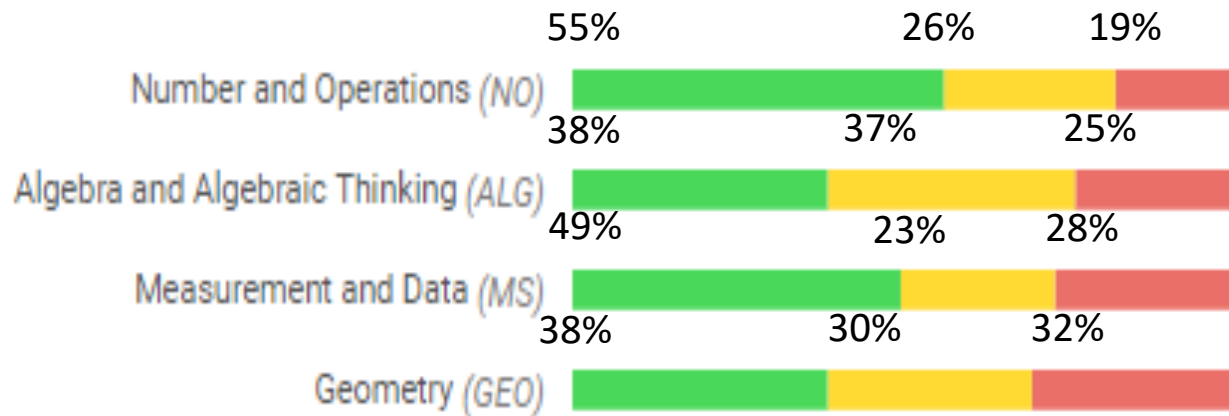
Results – Grade 6 Math



Students Assessed/Total: 266/269

Overall Placement 

Placement By Domain



-  At Risk for Tier 3
24%
-  Tier 2
30%
-  Tier 1
45%

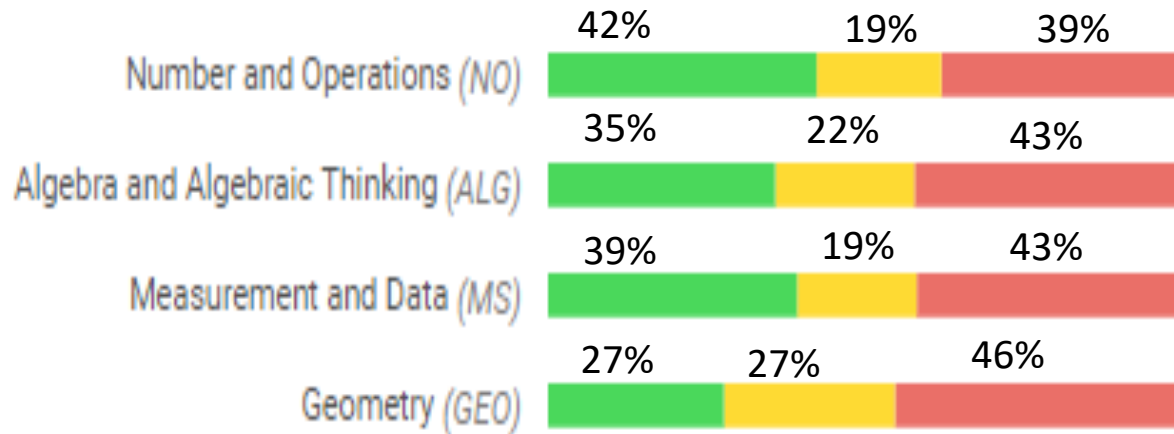
Results – Grade 7 Math



Students Assessed/Total: 263/279

Overall Placement [i](#)

Placement By Domain



- At Risk for Tier 3
44%
- Tier 2
19%
- Tier 1
37%

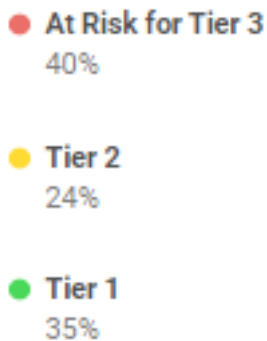
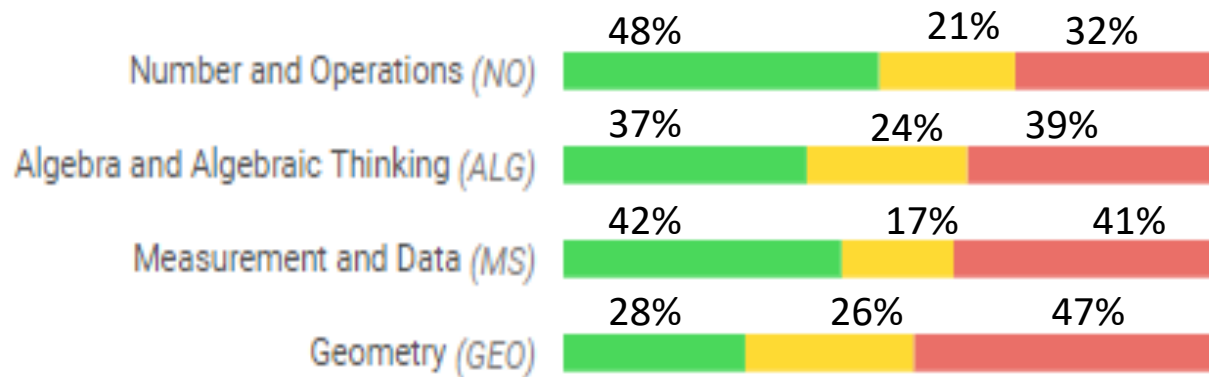
Results – Grade 8 Math



Students Assessed/Total: 247/255

Overall Placement 

Placement By Domain



Schoolwide Results - Math



Students Assessed/Total: 776/803

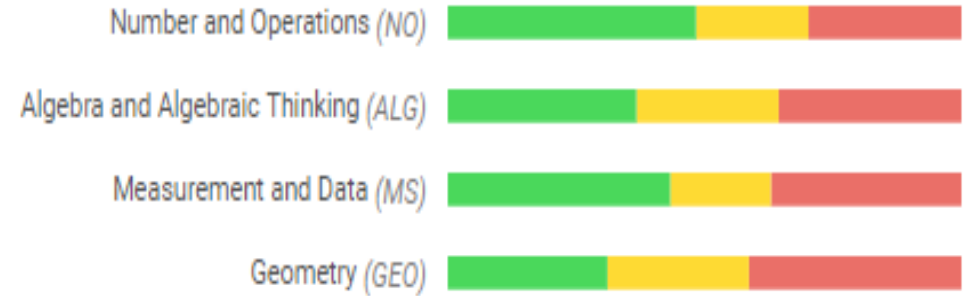
Overall Placement [i](#)

Placement By Domain

MATH



- **At Risk for Tier 3**
36%
- **Tier 2**
24%
- **Tier 1**
39%



- Mid or Above Grade Level
142 Students
- Early On Grade Level
162 Students
- One Grade Level Below
190 Students
- Two Grade Levels Below
81 Students
- Three or More Grade Levels Below
201 Students

iReady Overview

This was a deep dive into the Data on the school level. You will be given an opportunity discuss your child's individual data when you meet with your child's teacher tonight. If you are not able to meet with your child's teacher tonight, feel free to email the teacher to set up another mutually convenient time.



Where Do We Go From Here?

Our next benchmark assessment is currently taking place. Science is testing this week, ELA will test next week, and math will test the following week. We expect to have scores back from this district wide assessment in late April. Teachers will use this information to determine areas of instructional focus for students as we move into the final quarter.



Contact Us

Feel free to reach out to our administrative team at any time regarding questions or concerns you may have. We are here to help!

- Mrs. Marsh – Principal
 - marsham@scsk12.org
- Mrs. Tucker – Assistant Principal
 - tuckere@scsk12.org
- Mr. Odum – Assistant Principal
 - odumko@scsk12.org
- School Number 416-0950



